

Roger Access Control System

ME-16 metal enclosure User Manual

Product version: 1.1

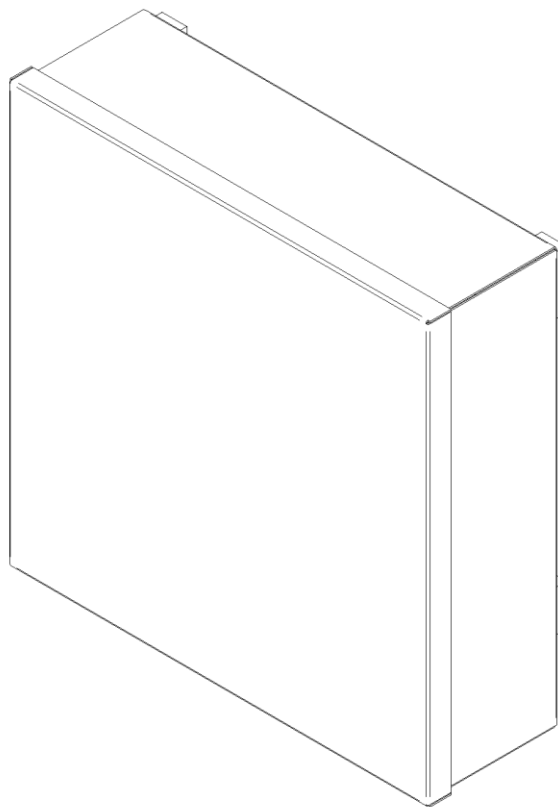
Document version: Rev. C

RoHS

CE



IP20






DESIGN AND APPLICATION

ME-16 metal enclosure is dedicated to installation of RACS 5 modules and devices which require DIN rail and 17Ah backup battery. The enclosure is equipped with DIN rail, tamper contact and place for PS4D (Roger) power supply unit. The enclosure front panel is attached with screws. ME-16 is made of anthracite grey powder coated stainless metal sheet.

INSTALLATION

1. The enclosure must be installed indoors ensuring nominal environmental conditions as stated in the Specification section.
2. All installation and maintenance works must be done with 230VAC power supply disconnected.
3. Power supply must be ensured with three wire cable including green-yellow PE.
4. Insert mains power supply cable into enclosure through hole B.
5. Mount power supply unit in location E using included screws.
6. L and N cable wires must be connected to adequate terminals of the PSU while green-yellow PE wire must be connected to terminal block A in the enclosure.
7. Terminal block A must be connected to PSU's terminal with \perp symbol.
8. F connector must be connected to enclosure door.
9. The PSU in the enclosure is dedicated to continuous operation and is not equipped with on/off switch. Therefore it is necessary to ensure overload protection in power supply circuit e.g. by applying and indicating dedicated fuse in fuse box.
10. The user of system must be acquainted with power disconnection rules and conditions.
11. PSU DC power output must be connected to adequate terminals of supplied device using included cables.
12. Other connections must be done in accordance with manuals of installed devices.
13. Connection cables for installed devices must be fed into enclosure through hole C.
14. Starting, configuration and adjustments must be done in accordance with system procedures after connection of 230VAC power supply.
15. Close the enclosure when installation and starting works are finished.

	<p style="text-align: center;">Caution</p> <p>The installation can be done only by qualified person with all necessary certificates concerning connection and maintenance of 230VAC and low voltage networks.</p>
	<p style="text-align: center;">Caution</p> <p>It is forbidden to use the enclosure without properly executed and operational earthing system.</p>
	<p style="text-align: center;">Caution</p> <p>Earthing system must be executed carefully, properly and effectively. It is forbidden to use the PSU without properly executed electric shock protection.</p>

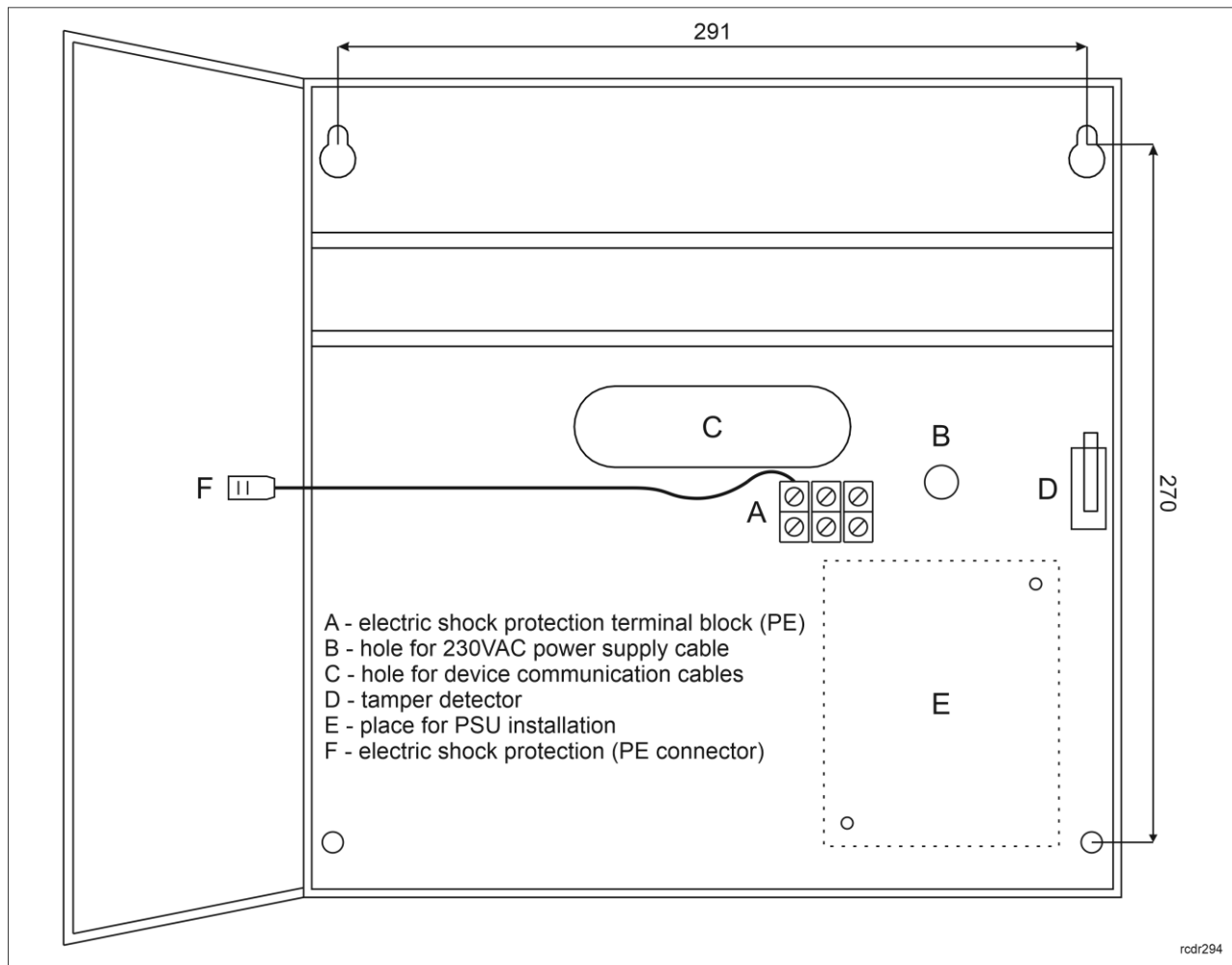


Fig. 1 Arrangement of ME-16 internal components

SPECIFICATION

Parameter	Value
Tamper contact	NO/NC; 50mA/50VDC
DIN rail	1 x 300mm
Metal sheet	DC01; 0,7mm; anti-corrosion protection
Colour	Anthracite grey RAL7016 MAT
Battery	Space for 17Ah battery
PSU	Mounting holes for PS4D power supply unit
Environmental conditions	Indoor general conditions, relative humidity up to 90%; temperature -10°C to +40°C
IP code	IP20
Internal dimensions (H x W x D)	300 x 320 x 90mm
External dimensions (H x W x D)	305 x 325 x 100 mm
Weight	2,6 kg

ORDERING INFORMATION

Product	Description
ME-16	Metal enclosure
PS4D	Power supply unit 13.8VDC/5.4A

PRODUCT HISTORY

Product version	Date	Description
ME-16 v1.0	08/2017	The first commercial version of the product
ME-16 v1.1	11/2019	Changed arrangements of internal elements, new enclosure colour.



This symbol placed on a product or packaging indicates that the product should not be disposed of with other wastes as this may have a negative impact on the environment and health. The user is obliged to deliver equipment to the designated collection points of electric and electronic waste. For detailed information on recycling, contact your local authorities, waste disposal company or point of purchase. Separate collection and recycling of this type of waste contributes to the protection of the natural resources and is safe to health and the environment. Weight of the equipment is specified in the document.

Contact:
Roger sp. z o.o. sp.k.
82-400 Sztum
Gościszewo 59
Tel.: +48 55 272 0132
Fax: +48 55 272 0133
Tech. support: +48 55 267 0126
E-mail: biuro@roger.pl
Web: www.roger.pl