

MANUAL MOTOR UNIT DRIVER SOM-5

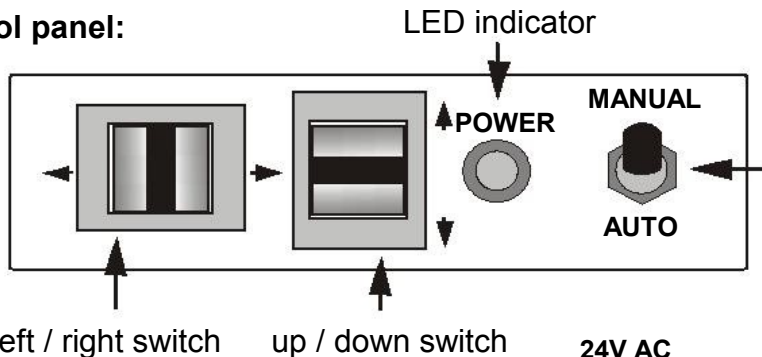
The SOM-5 driver is designed for 24V powered motor units control. It controls the following functions:

- RIGHT
- LEFT
- DOWN
- UP
- AUTO PAN

Move control is realized by three-position switchers (one constant position and two temporary).

The device operates one motor unit. While AUTO PAN function is active only UP-DOWN switch is enable.

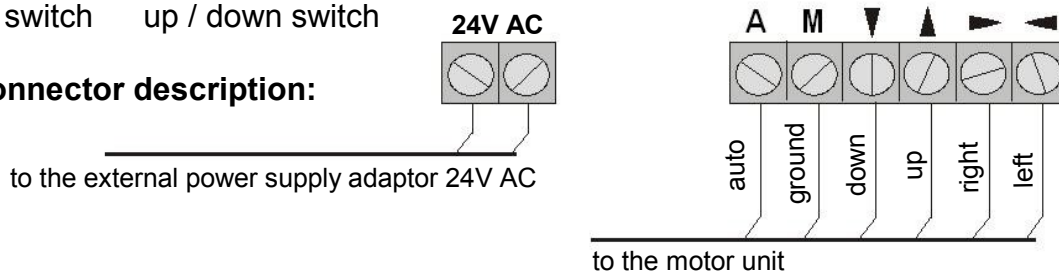
Control panel:



Switch:

1. MANUAL – manual control
2. AUTO – auto panorama scan

The driver's connector description:



Producer: P.W. "DELTA", ul. Graniczna 10, 60-713 Poznań, Poland
www.delta.poznan.pl

MANUAL MOTOR UNIT DRIVER SOM-5

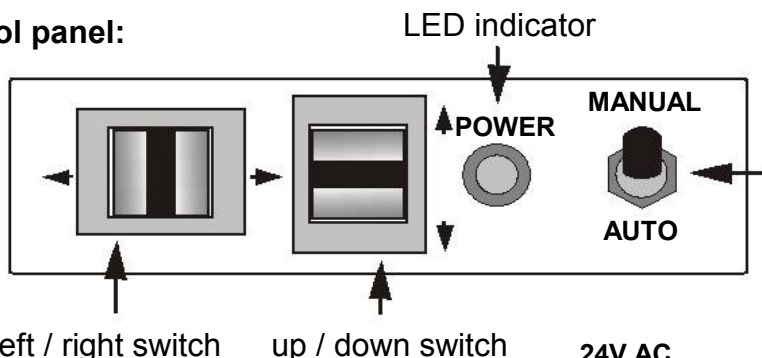
The SOM-5 driver is designed for 24V powered motor units control. It controls the following functions:

- RIGHT
- LEFT
- DOWN
- UP
- AUTO PAN

Move control is realized by three-position switchers (one constant position and two temporary).

The device operates one motor unit. While AUTO PAN function is active only UP-DOWN switch is enable.

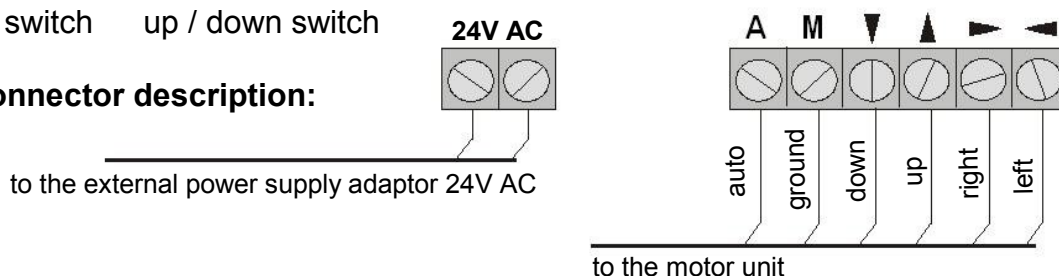
Control panel:



Switch:

1. MANUAL – manual control
2. AUTO – auto panorama scan

The driver's connector description:



Producer: P.W. "DELTA", ul. Graniczna 10, 60-713 Poznań, Poland
www.delta.poznan.pl